

How do I motivate and engage my students online?

Stephanie Verkoeyen

Educational Developer
MacPherson Institute




[IT Weapons, New Technology Blog](#)

How do you prefer to teach?

Ideas for how to motivate and engage your students

What will we cover?



Adapting your in-person pedagogy



Advantages of online learning

How will you engage?



Review examples



Apply principles to your own course

What's your plan for engagement?

“Keeping in touch with students as regularly as possible (through whatever medium you've chosen) I think is the best way to keep students engaged and active in your course.”

Student response from Academica's 2020 StudentVu study

Consider how an "absent professor" might negatively impact student engagement



What can you do to avoid creating this experience for an online learner?

https://www.youtube.com/watch?v=Kgdzpls4uAI&feature=emb_title



Create a schedule for meaningful and active involvement

Week	How will my students engage?	How will I engage? (est. time)	Total time required?
1	Complete activities in “Getting Started” module Introduce self to class	Read and reply to students’ introductions (1-2 hr) Respond to emails (1-2 hr) Add additional resources to Avenue (3-4 hr) Send check-in email to all students at week’s end (1 hr)	6-9 hr



Communicate your plan of engagement to your students

- ✓ Time frame for replies to emails/discussion questions
- ✓ Time frame for feedback
- ✓ How you plans to participate in online asynchronous activities
- ✓ How urgent or timely information will be communicated
- ✓ Other ways you plan to remain actively involved

Good planning and organization are critical to effective learning and student interest

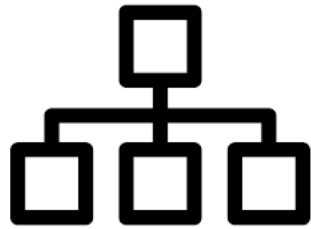


How are my students experiencing the course?

Looking at a course through a student lens



Where to start

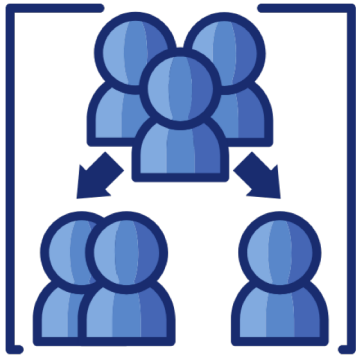


Organization of material



Tone of instructions

Looking at a course through a student lens



1. Log-in to your Avenue course shell
2. Use screen share to 'walk through' one another's course (2-3 min)
 - As the 'student', ask the instructor to complete actions (e.g., click on, scroll down, etc.)
 - Instructor: refrain from offering any advice or explanation
3. Debrief: 'student' describes impressions, points of confusion, etc. (2-3 min)

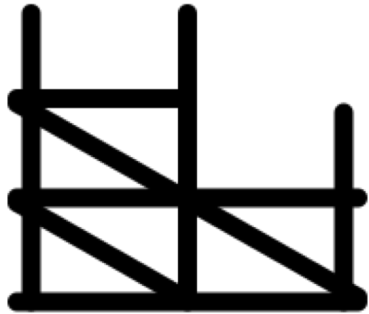
Learners are motivated when they believe they are able to succeed



Is it clear what's expected of your students?

Please go to: <https://tinyurl.com/yb5q96kg>

Learners are motivated when they believe they are able to succeed




Do you have to provide any additional scaffolding?

Please go to: <https://tinyurl.com/yb5q96kg>

What are advantages to learning online?

Learners can get immediate feedback on quizzes




Design quizzes with multiple attempts


Note: you can release different information after each attempt

<https://help.d2l.arizona.edu/content/instructor-let-students-see-their-results>

Learners do not have to go at the same pace or experience all of the material in the same order



Use non-linear learning



Create assignments without a clear correct answer

"find someone who got a different answer than you and do ____."

What are other ways you can take advantage of your students learning online?

Please go to: <https://tinyurl.com/yb5q96kg>

“Flexibility really is key here. There are still students working, they are essential workers; there are students caring for and worried about immuno-compromised parents and other family members. ... Not everyone has tons of time to dedicate to our schooling right now with all the changes.”

Student response from Academica’s 2020 StudentVu study